

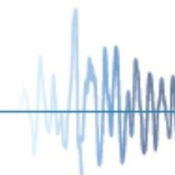


**OFFICE OF STATEWIDE HEALTH PLANNING AND DEVELOPMENT
FACILITIES DEVELOPMENT DIVISION**

Fluoroscopy Equipment Replacement

Project No: _____

		Location		N/A	Office use only	
Code Ref.	Requirements	Sheet No.	Ref./Det. No.		Complies	
Architectural						
General Requirements						
1.0	Project scope identified	Clearly identify the scope of the work.				
1.1	Sheet Index correct					
1.2	OSHPD # on all sheets					
1.3	Architect/EOR's stamp and signature on their sheets	CAC 7-115(b)				
1.4	Primary Architect/EOR's signature on all sheets	CAC 7-115(a)				
1.5	Intent Note included in General Notes	CAC 7-153				
1.6	Code references correct	CAN 1-0				
1.7	Project location plan provided	Provide vicinity map and site map showing location of project.				
1.8	Building setbacks and adjacent buildings shown if applicable					
Functional Program						
2.0	Provide a Functional Program	CAC 7-119	Applies to all scopes and disciplines of the project that affect patient care directly or indirectly, by means of new construction, additions, or modifications to specific hospital departmental function which form an integral part of the facility. Projects that only involve equipment replacement, fire safety upgrades or renovations that will not change the occupancy, function, or use of existing space shall not require a function program.			
2.1	Executive Summary	CAC 7-119(b)	Purpose of project. Project type and size. Construction type/occupancy and building systems.			
2.2	Content	CAC 7-119(c)	Project components and scope. Indirect support functions. Operational requirements. Environment of care requirements. Architectural space and equipment requirements. Technology requirements. Short- and long-term planning considerations.			





**OFFICE OF STATEWIDE HEALTH PLANNING AND DEVELOPMENT
FACILITIES DEVELOPMENT DIVISION**

Fluoroscopy Equipment Replacement

Project No: _____

Code Ref.	Requirements	Location		N/A	Office use only	
		Sheet No.	Ref./Det. No.		Complies	
					Y	N

Accessibility for Existing Building and Facilities

3.0	Path of travel requirements in alterations, addition and structural repairs met	11B-202.4	1. A primary entrance to the building or facility,				
			2. Toilet and bathing facilities serving the area (public M/F, staff M/F, patient),				
			3. Drinking fountains serving the area,				
			4. Public telephones serving the area, and				
			5. Signs.				

General Architectural Requirements

4.0	Floor plans		Drawn to scale showing room numbers and names using code terminology				
4.1	Rooms and corridors		Fully dimensioned				
4.2	Door and windows		Dimensions shown and/or scheduled				
4.3	Accessibility		Clearances, dimensions shown				
4.4	Reflected Ceiling Plans		Show ceiling types and ceiling construction detail and ceiling heights in all areas				
4.5	Finish Schedule		Demonstrate compliance with code requirements				
4.6	Building Sections and Exterior elevations						
4.7	Interior elevations						
4.8	Accessibility of wall mounted devices on elevations		Dimension mounting heights				
4.9	Wall sections		Show finishes, fire ratings, stud sizes and spacing, stud gauge, and wall attachment to supporting structure				



OSHPD



**OFFICE OF STATEWIDE HEALTH PLANNING AND DEVELOPMENT
FACILITIES DEVELOPMENT DIVISION**

Fluoroscopy Equipment Replacement

Project No: _____

Code Ref.	Requirements	Location		N/A	Office use only	
		Sheet No.	Ref./Det. No.		Complies	
					Y	N

Specific Architectural Requirements for Fluoroscopy Equipment Replacement

5.0	Minimum requirements for Imaging Department	1224.18.1	Hospital shall provide a minimum of:				
	One fluoroscopy room	Item 1	One fluoroscopy room, which can also provide x-ray examination services.				
	Space for processing images.	Item 2	Space for processing images.				
	Toilet Room	Item 3	Toilet Room adjoining each fluoroscopy room in addition to other toilet room facilities located adjacent to or in the immediate vicinity.				
	Office	Item 4	An office or other suitable area for viewing and reporting radiographic examination.				
	Storage Spaces	Item 5	Storage spaces for all image equipment, supplies and copies of reports.				
	Handwashing fixture	Item 6	Handwashing fixtures located within the unit.				
	Dressing Room	Item 7	Dressing room facilities.				
5.1	Radiation protection	1224.18.1.1	A certified physicist or other qualified expert shall specify the type, location, and amount of radiation protection to be installed in accordance with the final approved department layout and equipment selections.				
5.2	Support spaces	1224.18.7	The following spaces are common to the imaging service area and are minimum requirements unless stated otherwise:				
5.3	atient's toilet room(s)	1224.18.7.1	In service spaces with procedure rooms that do not have dedicated patient toilets, provide a minimum of one patient toilet room within the service space.				
5.4	Patient dressing rooms	1224.18.7.2	Dressing rooms shall be provided convenient to the imaging rooms.				
5.5	Staff facilities	1224.18.7.3	In service space of three or more procedure rooms, staff toilet room(s) internal to the service space shall be provided.				
5.6	Film storage (active)	1224.18.7.4	If film systems are used, provide the following:				





**OFFICE OF STATEWIDE HEALTH PLANNING AND DEVELOPMENT
FACILITIES DEVELOPMENT DIVISION**

Fluoroscopy Equipment Replacement

Project No: _____

	Code Ref.	Requirements	Location		N/A	Office use only	
			Sheet No.	Ref./Det. No.		Complies	
						Y	N
Cabinet or shelves	Item 1	A room with cabinet or shelves for filing patient film for immediate retrieval shall be provided.					
Storage facilities	Item 2	Storage facilities for unexposed film which shall include protection of film against exposure or damage.					
5.7 Locked storage	1224.18.7.5	Provision shall be made for locked storage of medications and drugs.					

Fire/Life Safety							
Fire rated separations shown for horizontal and vertical assemblies	CBC 701.1	Identify fire rated construction by type to identify opening protection.					
Lead shielding in rated walls	CBC 703.2	Identify rated wall design that incorporates lead shielding.					
Direct Access to a corridor	CBC 407.4.1	Habitable rooms shall exit directly to a corridor. Habitable rooms may be located in a suite. See CAN 2-407.4.1.					
Fire rated penetrations	CBC 714.1	Demonstrate how penetrations of fire rated construction will be protected.					
Fire protection systems	CBC 901.2	Demonstrate systems not affected by new work, show compliance for modifications to systems.					
Interior finishes	CBC 801.1	Provide flame spread and smoke development rating					
HVAC	CBC 717.1	Penetrations of rated walls compliant					



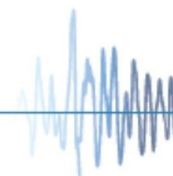


**OFFICE OF STATEWIDE HEALTH PLANNING AND DEVELOPMENT
FACILITIES DEVELOPMENT DIVISION**

Fluoroscopy Equipment Replacement

Project No: _____

Code Ref.	Requirements	Location		N/A	Office use only	
		Sheet No.	Ref./Det. No.		Complies	
Structural						
Enforceable Codes	CAN 1-0	Indicate the governing codes for the project.				
Supports and Attachments	CBC 1616A /ASCE 7 Chapter 13	Provide supports and attachment design				
Special Seismic Certification	CBC 1705A.12.4	Provide Special Seismic Certification/Certificate of Compliance by the Manufacturer				
Special Inspection for Special Seismic Certification	CBC 1705A.11.4	Specify special inspection requirements for Seismic Certification				
Special Inspection for Seismic Resistance	CBC 1705A.11	Specify nonstructural components, supports, and attachments special inspection requirements for Seismic resistance				
Evaluation of Primary Structure	CBC 3404A	Provide verification that existing structure is adequate				



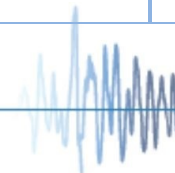


**OFFICE OF STATEWIDE HEALTH PLANNING AND DEVELOPMENT
FACILITIES DEVELOPMENT DIVISION**

Fluoroscopy Equipment Replacement

Project No: _____

Code Ref.	Requirements	Location		N/A	Office use only	
		Sheet No.	Ref./Det. No.		Complies	
Electrical						
Title 24 Part 2 (CBC) 107.2	Provide a list of symbols and abbreviations used on plans and their meaning					
Title 24 Part 3 (CEC) 110.2	All electrical equipment shall be listed, labeled, or certified for its use by a Nationally Recognized Testing Laboratory (NRTL) as recognized by the U.S. Department of Labor, Occupational Safety and Health Administration.					
Title 24 Part 2 (CBC) 107.2	Provide specifications for all equipment and materials.					
Title 24 Part 1 (CAC) 7-115	Electrical plans and specifications must stamped and signed by the electrical engineer of record and signed by the architect or engineer in responsible charge for the project.					
OSHPD CANS/PINs CAN 1	Indicate the governing codes for the project.					
Title 24 Part 2 (CBC) 107.2	Room/area names and numbers on all plan sheets.					
Title 24 Part 2 (CBC) 107.2	Provide a single line diagram of the area of electrical system that is being effected. Clearly identify the normal and essential electrical systems (i.e. Life Safety, Critical, Equipment).					
Title 24 Part 2 (CBC) 107.2	Site plan with area names showing electrical equipment locations, electrical utility runs, and site lighting.					
Title 24 Part 3 (CEC) 110.3(B)	Listed or labeled equipment shall be installed and used in accordance with any instructions included in the listing or labeling.					
Title 24 Part 2 (CBC) 1705A.12.4	Special seismic qualification is required for radiography and fluoroscopy system in fluoroscopy rooms					
OSHPD CANS/PINs PIN 38	For each affected panel, perform load capacity verification.					
Title 24 Part 3 (CEC) 517.13(A)	All branch circuits serving patient care areas must be installed in a metal raceway system or cable having a metallic armor or sheath assembly. The outer system must be listed as an equipment grounding conductor (redundant ground paths).					
Title 24 Part 3 (CEC) 517.13(B)	An insulated copper grounding conductor must be provided with branch circuits serving patient care areas					
Title 24 Part 3 (CEC) 517.30(E)	All Life Safety and Critical Branch receptacles and light switches shall have a distinctive marking or color to identify they are on emergency system.					
Title 24 Part 3 (CEC) 517.72(A)	Provide a X-ray disconnecting means of adequate capacity for at least 50% of the momentary rating or 100% of the long time rating, whichever is greater.					





**OFFICE OF STATEWIDE HEALTH PLANNING AND DEVELOPMENT
FACILITIES DEVELOPMENT DIVISION**

Fluoroscopy Equipment Replacement

Project No: _____

Code Ref.	Requirements	Location		N/A	Office use only	
		Sheet No.	Ref./Det. No.		Complies	
					Y	N
Title 24 Part 3 (CEC) 517.72(C)	The x-ray disconnecting means must be operable from a location that is readily accessible from the x-ray control.					
Title 24 Part 3 (CEC) 517.73(A)(1)	The x-ray system branch circuit conductors and rating of overcurrent protective devices shall not be less than 50% of the momentary rating or 100% of the long time rating, whichever is greater.					
Title 24 Part 3 (CEC) 517.75	All x-ray equipment (new and relocated) must be listed, labeled, or certified by a Nationally Recognized Testing Laboratory in accordance with CEC 110.2.					
Title 24 Part 3 (CEC) 517.34(B)(1.1) /CMC 326.4	Provide an equipment system power source for the ventilation equipment serving fluoroscopy.					
Title 24 Part 2 (CBC) 107.2	Provide a list of symbols and abbreviations used on plans and their meaning					





**OFFICE OF STATEWIDE HEALTH PLANNING AND DEVELOPMENT
FACILITIES DEVELOPMENT DIVISION**

Fluoroscopy Equipment Replacement

Project No: _____

Code Ref.	Requirements	Location		N/A	Office use only	
		Sheet No.	Ref./Det. No.		Complies	
Plumbing						
Medical gases	NFPA-99, Chapter 5	Although there is no code requirements for medical gases in a fluoroscopy room, any additions or modifications to existing medical gas systems will require compliance with NFPA-99, Chapter 5.				
Handwashing fixture	CPC Table 4-2	See Architectural requirements above. Provide HW, CW, W and V piping as necessary to comply with CPC 613.6				
Toilet room	CPC Table 4-2	See Architectural requirements above. Provide HW, CW, W and V piping as necessary to comply with CPC 613.6				

Testing, Inspection, and Observation Form						
Current version is being used	Verify year at top of TIO form matches code year of project.					
Content	Have each discipline identify tests, inspections and observations that are required.					
Responsible Firm or Individual	Identify who will be responsible for performing the test, inspection or observation. If unknown, X the TBD column. Do not assign to the IOR and .					
Signature	Signed by Engineer of Record					

Specifications						
	Project name matches					
	OSHPD # on cover					
	CAC 7-115(b) EOR's stamp and signature on signature sheet					
	CBC 107.2.1 Sheet index matches sections provided					
	Code references current					

