

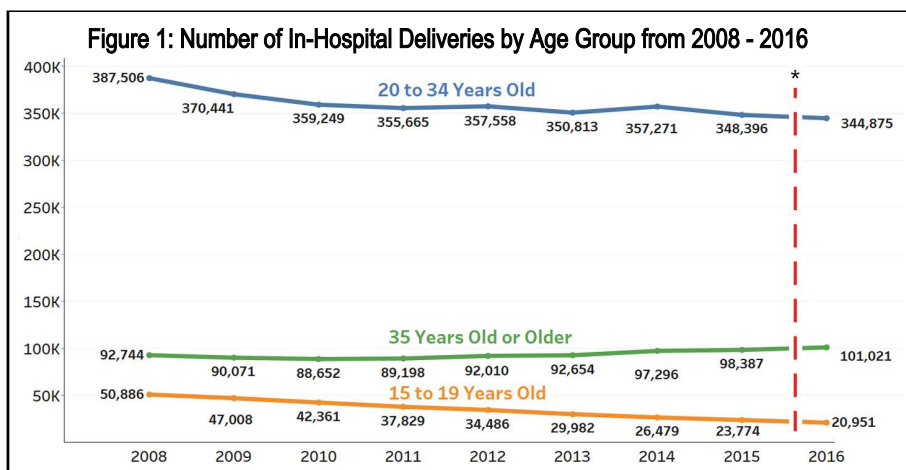
Data Pulse

California In-Hospital Deliveries Vary by Mother's Age

California in-hospital deliveries are defined as births that occur in California hospitals. In 2015, there were 473,350 in-hospital births in California, which comprises 96.3 percent of the total number of births in California (491,748). This Data Pulse divides the California in-hospital deliveries into three groups based on the mother's age (i.e., mothers from 15 to 19 years old, 20 to 34 years old, and 35 years old or older).

Key Findings:

- **Figure 1:**
 - Deliveries for 15 to 19 year-old mothers have decreased nearly 59 percent.
 - Deliveries for 20 to 34 year-old mothers have decreased nearly 11 percent.
 - Deliveries for 35 year-old or older mothers have increased nearly nine percent.



* Changes after Q3 of 2015 may be due to changes in coding practices and should not be viewed as decreasing trends.

Source: Patient Discharge Data, 2008 to 2016. Office of Statewide Health Planning and Development.

- **Figure 2 and Figure 3:**

In general, urban areas have more in-hospital deliveries for 35 year-old or older mothers in comparison to rural areas, which have more in-hospital deliveries for 15 to 19 year-old mothers.



[OSHPD Home](#)



[CHHS Open Data](#)

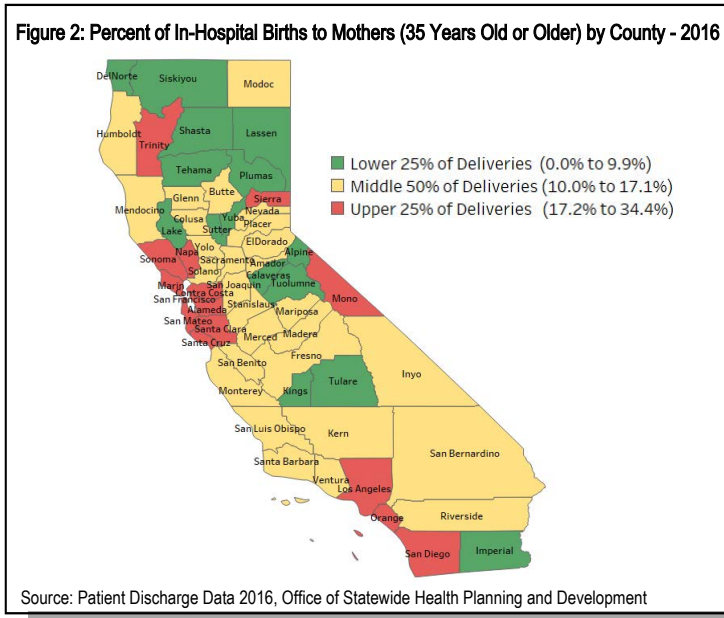
OSHPD uses abstracted information from individual patient records submitted by hospitals to generate hospital outcome reports as well as state/county level reports and special studies about healthcare in California.

To protect individual patient confidentiality, data are aggregated into usable files and data products that are made available on an annual basis.

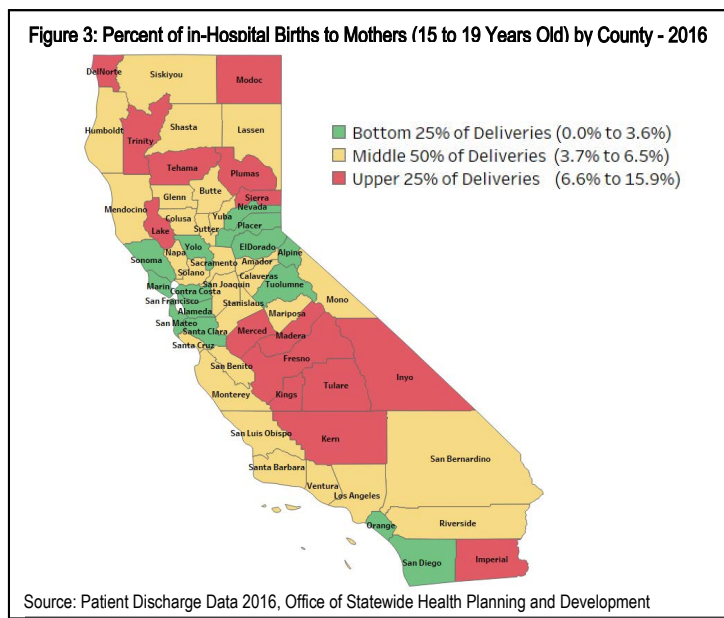
Quality of Care reports and other risk-adjusted outcomes reports for a variety of conditions can be found at:

[OSHPD Data: Quality of Care and Outcomes.](#)

- For example, if a comparison is made between the San Francisco Bay Area in Figure 2 and the Central Valley in Figure 3:
 - Figure 2 shows that the San Francisco Bay Area has several counties within the upper 25 percent of in-hospital deliveries to 35 year-old or older mothers.



- Figure 3 shows that the Central Valley has several counties within the upper 25 percent of in-hospital deliveries to 15 to 19 year-old mothers.



California's Office of Statewide Health Planning and Development (OSHPD) is the leader in collecting data and disseminating information about California's healthcare infrastructure.

OSHPD also monitors the construction, renovation, and seismic safety of hospitals and skilled nursing facilities and provides loan insurance to assist the capital needs of California's not-for-profit healthcare facilities.

Contact Information:

OSHPD Office of Legislative and Public Affairs
(916) 326-3600

www.oshpd.ca.gov

Data source and methods

Data used were from the 2008 to 2016 California patient discharge data (PDD), collected by the Office of Statewide Health Planning and Development (OSHPD).



Connect with us