



2011-2013 Annual Report

Our mission is to improve access to health care in underserved areas of California.

We provide scholarship and loan repayment programs to health professional students and graduates who are dedicated to providing direct patient care in underserved areas.





**Thank you to our partners
for the generous support in 2011-2013!**

Board of Behavioral Sciences
Board of Vocational Nurses and Psychiatric Technicians
Board of Psychology
Board of Registered Nursing
Kaiser Permanente
Medical Board of California
Osteopathic Medical Board of California
The California Endowment
The California Wellness Foundation
Vitamin Cases Consumer Settlement Fund



Gary Gitnick, MD, President
Board of Trustees

On behalf of the Board of Trustees, it is my privilege to present the Health Professions Education Foundation's Annual Report for 2011-2013. During this time, the Foundation has been actively engaged in increasing access to healthcare services via our scholarships and loan repayments to students and health providers. Our programs continued to be in high demand and, as the debate over healthcare reform continues, the Foundation continues to make significant strides that contribute to improved healthcare access.

From July 1, 2011 to June 30, 2013, the Foundation administered thirteen programs, received 5,257 applications from health care students and graduates requesting \$100,456,799 in financial assistance. Of the qualified applications received, we awarded \$25,274,310 to 2,355 dedicated students and health providers.

The Board of Trustees and I look forward to partnering with you to support health professional students and graduates who practice direct patient care in medically underserved areas. I invite you to visit the Health Professions Education Foundation's Website at: www.healthprofessions.ca.gov, and participate in "Giving Golden Opportunities!"

The last years have marked an increased interest by policy makers to reform the country's and state's health care system. The debate continued about program expansions, financing options, costs to individuals, employers and other stakeholders, individual mandates, and eligibility. These issues resonated in California where almost 7 million Californians were uninsured and residents in 56 of California's 58 counties live in a medically underserved area.

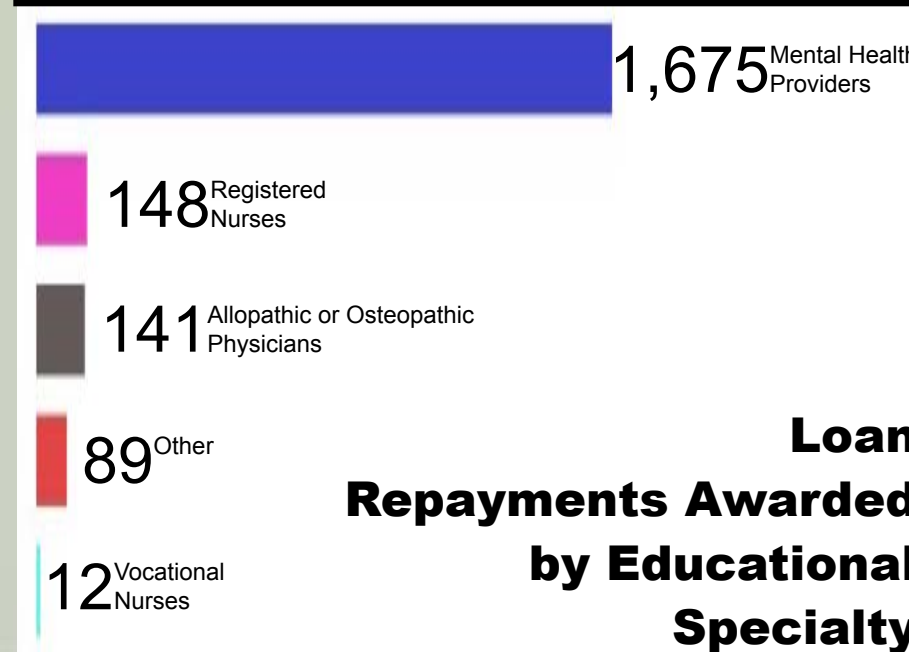
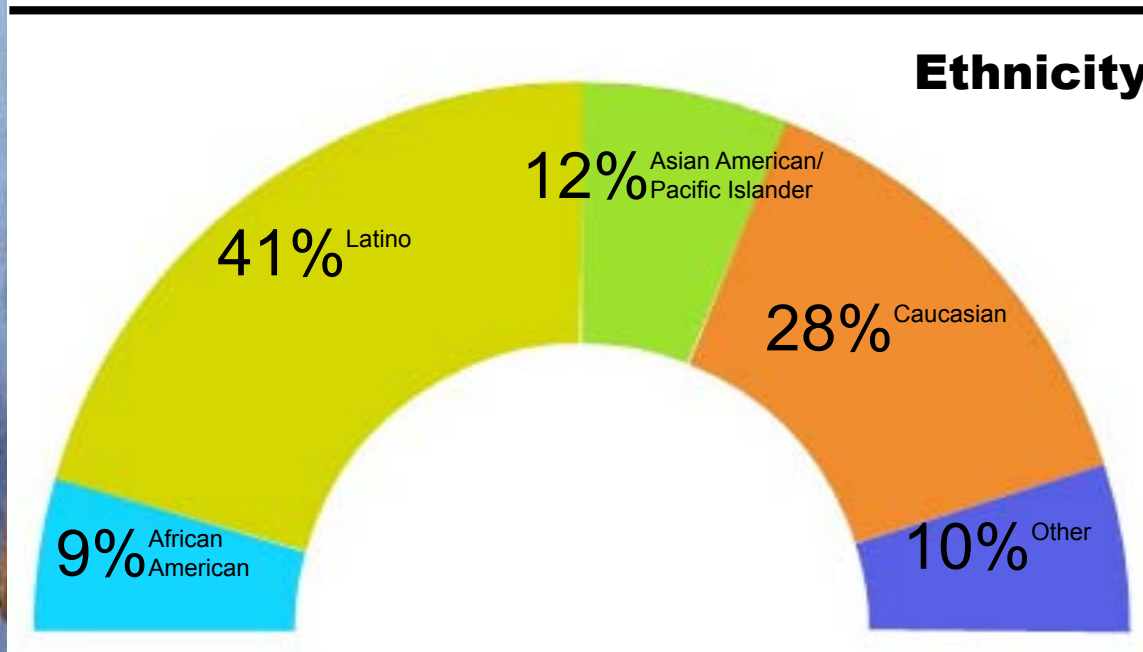
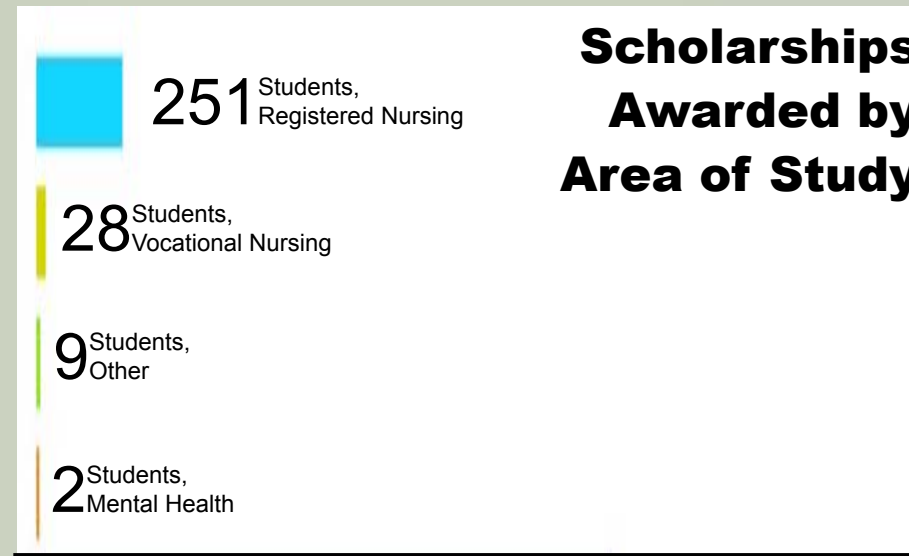
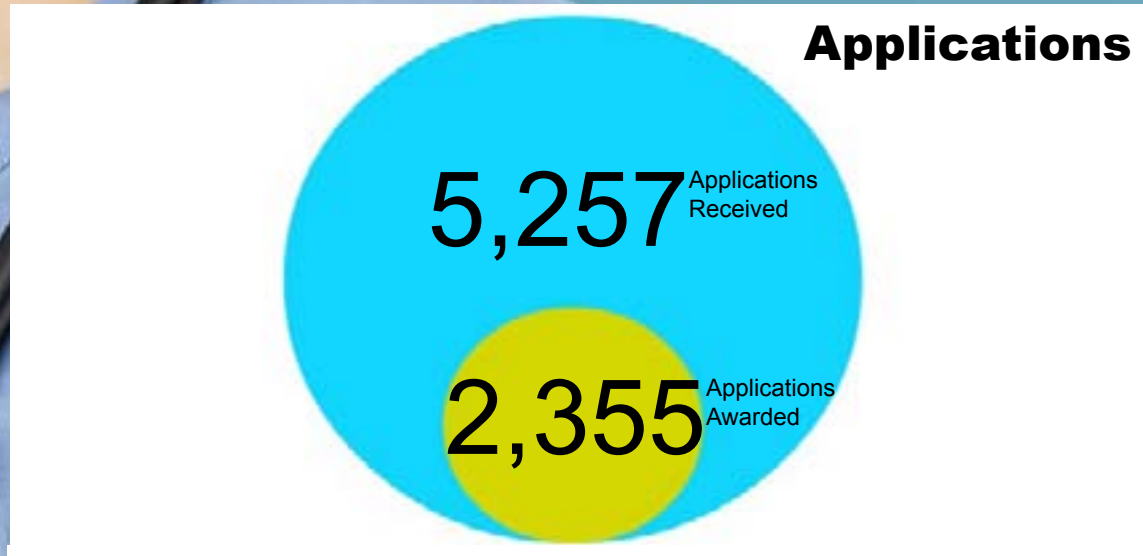
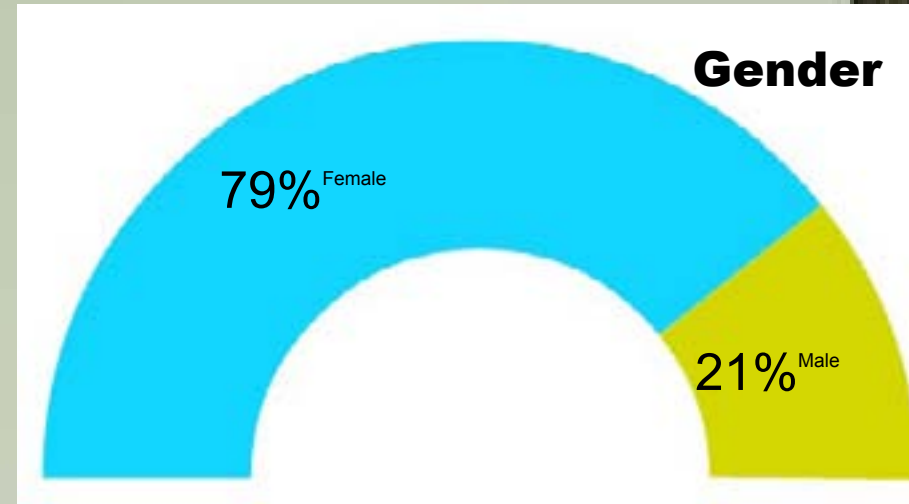
One issue that receives bi-partisan support from policy makers, researchers, academia, employers, patients and other stakeholders is the incongruence between supply and demand for health providers. California faces a shortage of mental health professionals, primary care providers and allied health workers and the demand will continue to grow for a culturally and linguistically competent health workforce as our state becomes more diverse both in racial and ethnic composition, age and geographic location.

The Health Professions Education Foundation expands access to care for California's medically underserved communities by providing scholarships and loan repayments. As California implements health care reform, I encourage you to support one tried and tested solution: the Foundation's programs which encourage health professionals to practice in medically underserved communities thereby increasing access to care, health care quality and outcomes.



Robert P. David, Director
Office of Statewide Health
Planning and Development

Awardee Profile

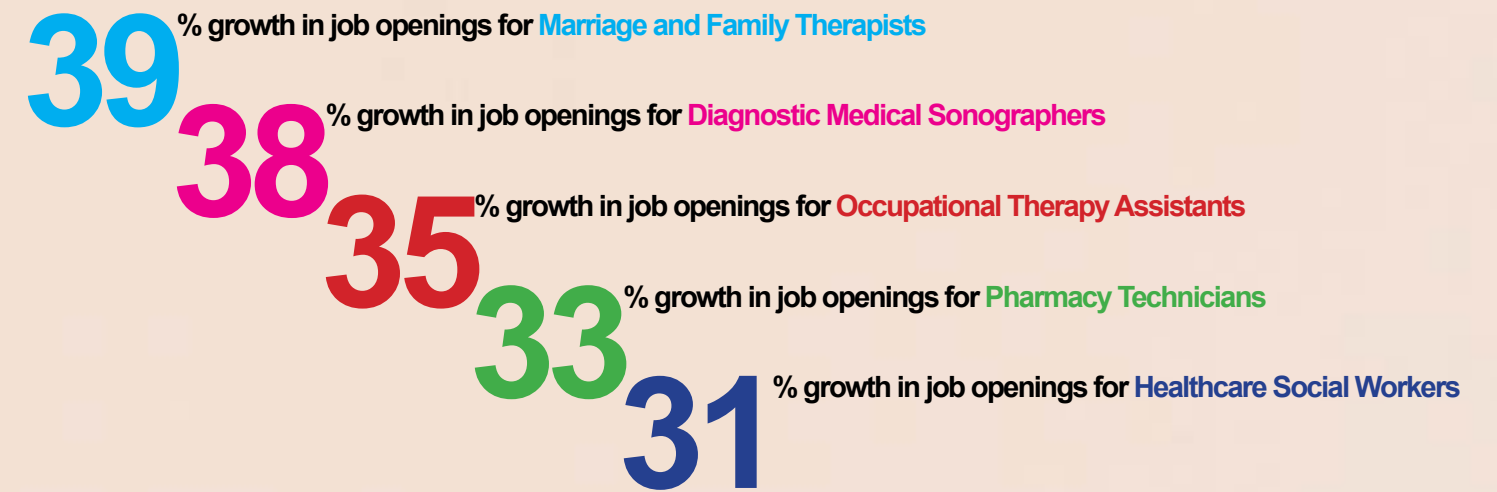


Awards by Region

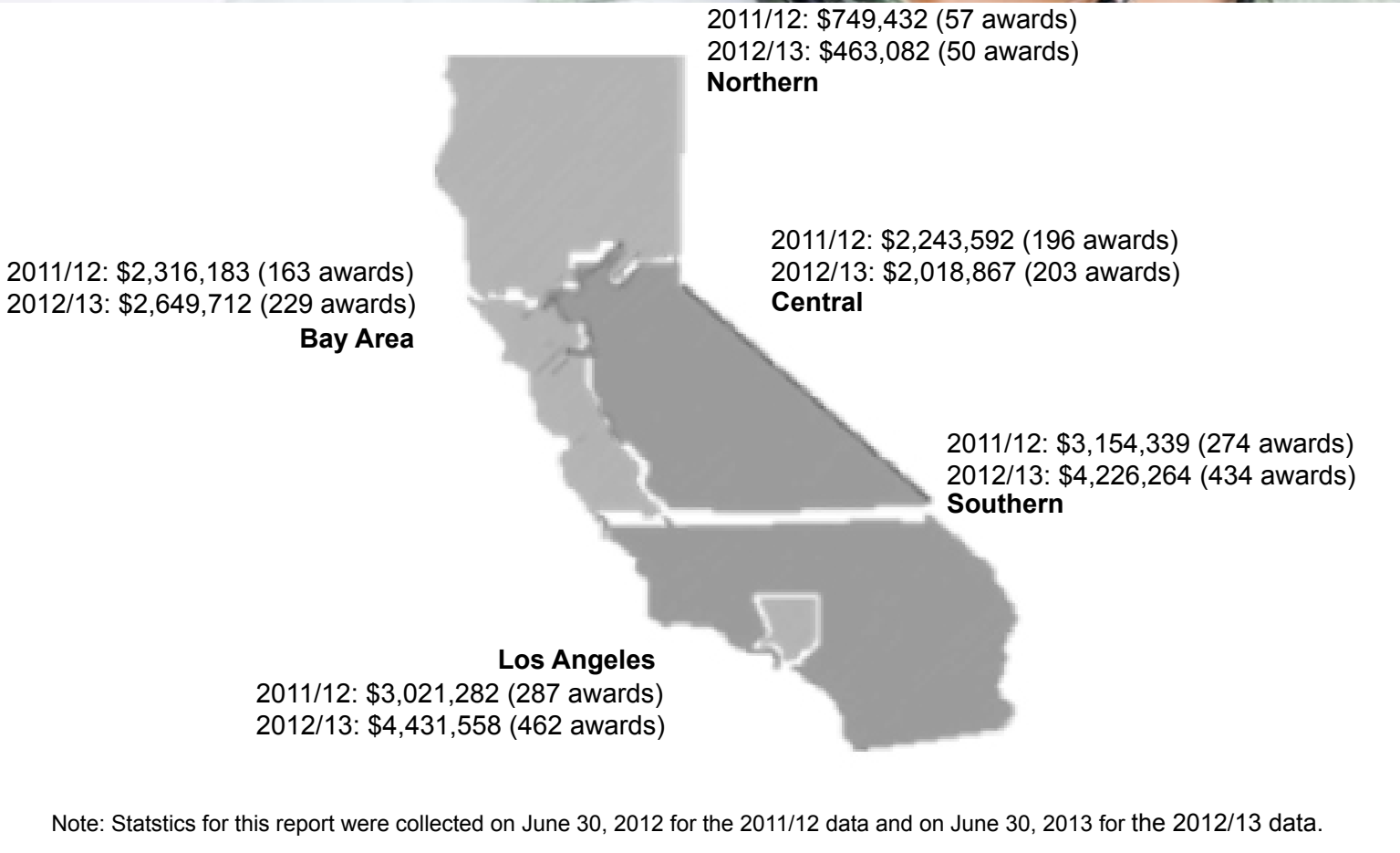


California Employment Projections

Five of the fastest growing healthcare occupations, and they're **all eligible** to receive funds from the Health Professions Education Foundation.



Source: Office of Statewide Health Planning and Development, Healthcare Workforce Clearinghouse, November 2013



Combined Balance Sheet/Statement of Fiduciary Net Assets, Years Ended June 30, 2012 and June 30, 2013

The following information is summarized from the annual financial statements, audited by Gilbert Associates, Inc. The complete statements can be accessed at www.healthprofessions.ca.gov

	Special Revenue Funds	Private Purpose Trust Funds	Special Revenue Funds	Private Purpose Trust Funds
Assets	2012	2012	2013	2013
Cash and Cash Equivalents	\$5,249,139	\$10,329,114	\$5,350,582	\$11,027,853
Appropriated Funds Available	\$9,570,853		\$14,383,056	
Due from Other State Funds	\$4,730	\$10,900	\$5,690	\$6,780
Accounts Receivable	\$234,643	\$302,041	\$372,564	\$269,192
Other Current Assets		\$2,290		\$6,003
Fixed Assets, Net		\$1,641		
Total Assets	\$15,059,365	\$10,645,986	\$20,111,892	\$11,309,828
Liabilities, Fund Balance and Net Assets	2012	2012	2013	2013
Liabilities:				
Accounts Payable	\$3,342,678	\$1,294,665	\$419,176	\$1,260,369
Advanced Fee Collections/ Unearned Grant Revenue	\$165,200	\$772,202	\$167,095	\$606,257
Reserve for Long-Term Receivables	\$211,141	\$258,449	\$342,304	\$234,225
Due to Other State Funds	\$200,769	\$15,477	\$281,457	\$16,577
Total Liabilities	\$3,919,788	\$2,340,793	\$1,210,032	\$2,117,428
Fund Balance:				
Restricted for Education of Registered Nurses	\$3,439,532		\$3,520,672	
Restricted for Student Financial Aid	\$802,468		\$806,471	
\$Restricted for Scholarships to Vocational Nurses	\$664,876		\$688,894	
Restricted for Prop 63, Mental Health Services Act	\$6,232,701		\$13,885,823	
Total Fund Balance	\$11,139,577		\$18,901,860	
Net Assets:				
Held in Trust for Scholarships		\$8,305,193		\$9,192,400
Total Liabilities, Fund Balance and Net Assets	\$15,059,365	\$10,645,986	\$20,111,892	\$11,309,828

Combined Statements of Revenues, Expenditures, and Changes in Fund Balance/Statements of Changes in Fiduciary Net Assets, Years Ended June 30, 2012 and June 30, 2013

	Special Revenue Funds	Private Purpose Trust Funds	Special Revenue Funds	Private Purpose Trust Funds
Revenues	2012	2012	2013	2013
Surcharges for Professional Licensing Fees	\$2,357,782	\$1,825,317	\$2,405,725	\$1,834,403
Contributions and Grants		\$1,118,273		\$529,088
Student Loan Repayments	\$48,970	\$26,490	\$63,323	\$47,367
Interest Income	\$28,504	\$40,812	\$28,578	\$35,435
Total Revenues/Additions to Net Assets	\$2,435,256	\$3,010,892	\$2,497,626	\$2,446,293
Expenditures	2012	2012	2013	2013
Student Financial Aid	\$7,135,448	\$2,918,750	\$10,548,925	\$2,380,808
Operating/ Administrative	\$1,369,988	\$121,660	\$1,328,547	\$178,278
Total Deductions from Net Assets	\$8,505,436	\$3,040,410	\$11,877,472	\$2,559,086
Excess of Revenues over Expenditures/ Increase (Decrease) in Net Assets	\$(6,070,180)	\$(29,518)	\$(9,379,846)	\$(112,793)
Other Financing Sources				
Operating Transfers In	\$7,234,470	\$1,000,000	\$17,142,129	\$1,000,000
Excess of Revenues and Other Financing Sources over Expenditures	\$1,164,290	\$970,482	\$7,762,283	\$887,207
Net Assets, Beginning	\$9,975,287	\$7,334,711	\$11,139,577	\$8,305,193
Net Assets, Ending	\$11,139,577	\$8,305,193	\$18,901,860	\$9,192,400

Community Impact



“As a recipient of funds from the Health Professions Education Foundation, Mental Health Loan Assumption Program, I am grateful for the support I’ve received.

I see the contribution I have been able to make to our community as I continue to practice as a psychiatric mental health nurse practitioner and it is important to me that we continue to invest these dollars in individuals with a passion to serve where there are needs and limited access to care.

As president of American Psychiatric Nurses Association, California Chapter, and from working with Turning Point serving clients in Placer County, I am aware of an ongoing shortage of providers, and I constantly work to recruit trained nurse practitioners and physicians to fill the gaping need. This is all the more possible because of state funding and I am grateful for the resource which helps to recruit individuals who might not otherwise be willing to serve in a program.”

Deborah Johnson, MSN, RN, PMHNP-BC
Assistant Clinical Professor, University of California, San Francisco
2012 Awardee, Mental Health Loan Assumption Program
2014 Member, Mental Health Loan Assumption Program Advisory Committee

Board of Trustees

Gary Gitnick, M.D., Board President
Scott Sillers, Presiding Officer
Silvia Diego, M.D.
Delvecchio Finley, M.P.P., F.A.C.H.E.
William C. Hendry
Barb Johnston, M.S.N., M.L.M.
Alberto Manetta, M.D.
Kara Ralston, M.B.A., S.D.A.
David E. Ryu
Barbara Yaroslavsky
Mary Helen Ybarra

Ex-Officio Members

Robert P. David
Elizabeth Dolezal

Council of Advisors

Mary Canobbio, R.N., M.N., F.A.A.N.
Jimmy H. Hara, M.D., F.A.A.F.P.

Staff

Jeanette Torres, M.P.H., Executive Director
Karen Isenhower, Senior Director of Programs
Judith Melson, Director of Programs
Charlene Almazan
Meaghan Harrington
Brent Houser
Kulwinder Kaur, M.P.H.
Margarita Miranda
Gracie Ortega
Maquall Snider





**Give a Golden Opportunity!
For every \$1 donation,**

88 cents on average will support a student or
professional in a medically underserved area



os**h**pd