



DOCTORS OF OSTEOPATHY

The Osteopathic Medical Board of California licenses Doctors of Osteopathy (DOs). The Osteopathic Medical Board of California's survey data are reported on the following four-page Fact Sheet. As of August 2016, 8,276 currently licensed DOs practicing in California submitted a survey.

FACT SHEET

California Counties with the Most DOs Practicing Patient Care

Counties	# of DOs	Total Population
Los Angeles	1,514	10,241,335
Orange	726	3,183,011
San Diego	711	3,288,612
San Bernardino	620	2,139,570
Riverside	367	2,347,828
Total	3,938	21,200,356

Top Four Medical Activities of DOs

Medical Activities	# of DOs
Patient Care	1,998
Administration	1,648
Teaching	1,598
Research	1,414
Total	6,658

California Counties with the Fewest DOs Practicing Patient Care

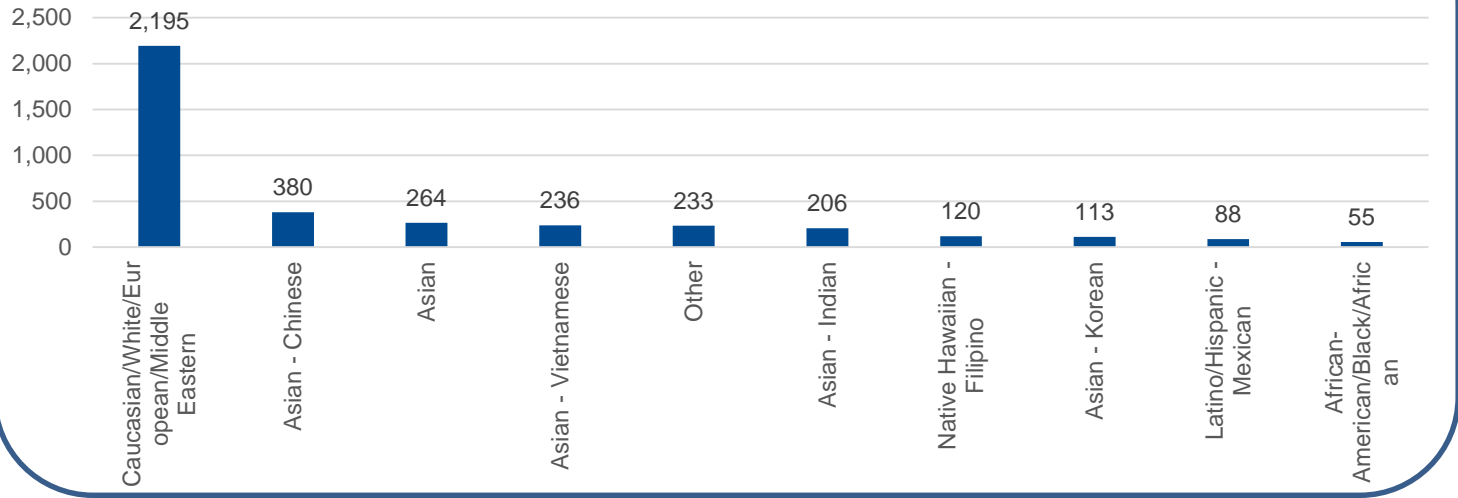
Counties	# of DOs	Total Population
Mono	5	13,721
Modoc	3	9,638
Trinity	2	13,667
Colusa	1	21,948
Mariposa	1	18,159
Total	12	77,133



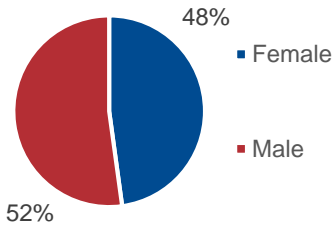
DOCTORS OF OSTEOPATHY

FACT SHEET

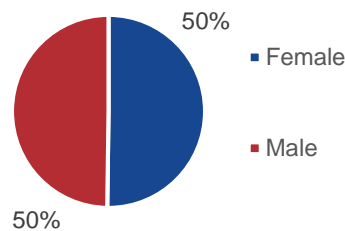
Cultural Background - Highest Number of DOs (4,218 Reporting)**



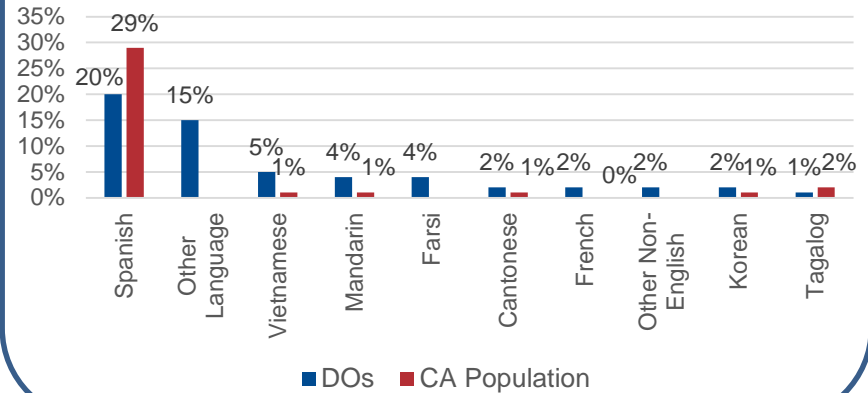
Gender (4,677 Reporting)**



Gender - Total CA Population (38,066,920*)



Foreign Language Proficiency - Highest Percentage of DOs (4,660 Reporting) and Total Population (35,131,429*)**



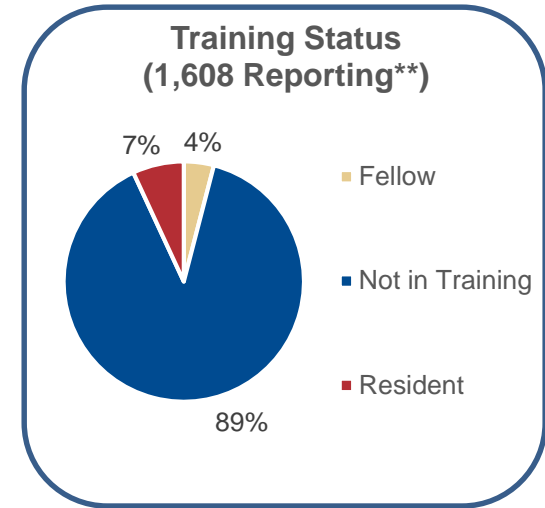
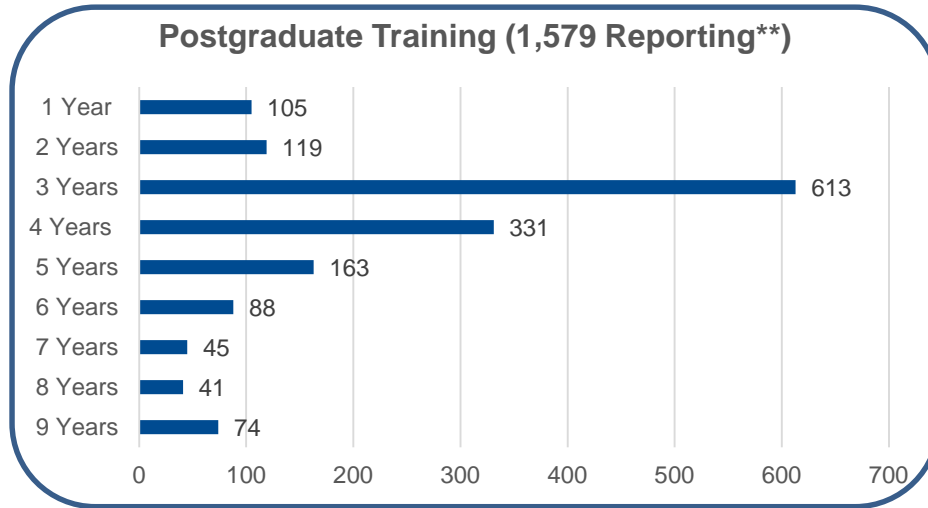
Sources: Osteopathic Medical Board of California, September 2016. U.S. Census Bureau, 2010-2014 American Community Survey 5-Year Estimates and 2009-2013 American Community Survey Detailed Languages Spoken at Home and Ability to Speak English for the Population 5 Years and Over for States.

*California population data were not available for Farsi and Other Language. **The data displayed on the Fact Sheets may vary from the actual number of providers as the data are self-reported by the provider.



DOCTORS OF OSTEOPATHY

FACT SHEET



California Medical Schools with the Most DO Graduates

Medical Schools	# of DO Graduates
Western University of Health Sciences – College of Osteopathic Medicine of the Pacific	2,421
Touro University – College of Osteopathic Medicine	770
Total	3,191



DOCTORS OF OSTEOPATHY

FACT SHEET

Five California Counties with the Most DO Residents

Counties	# of DOs	Total Population
Los Angeles	1,518	10,241,335
Orange	712	3,183,011
San Diego	710	3,288,612
San Bernardino	622	2,139,570
Riverside	369	2,347,828
Total	3,931	21,200,356

Five California Counties with the Fewest DO Residents

Counties	# of DOs	Total Population
Lake	3	64,306
Modoc	3	9,638
Trinity	2	13,667
Colusa	1	21,948
Mariposa	1	18,159
Total	10	127,718