



DOCTORS OF OSTEOPATHY

The Osteopathic Medical Board of California licenses Doctors of Osteopathy (DOs). These data are derived from the Board's survey. As of August 2017, 8,834 currently licensed DOs practicing in California submitted a survey.

FACT SHEET

California Counties with the Most DOs Practicing Patient Care

| Counties | # of DOs | Total Population |
|----------------|--------------|-------------------|
| Los Angeles | 1,594 | 10,241,278 |
| Orange | 769 | 3,194,024 |
| San Diego | 749 | 3,316,192 |
| San Bernardino | 645 | 2,160,256 |
| Riverside | 414 | 2,384,783 |
| Total | 4,171 | 21,296,533 |

Top Four Medical Activities of DOs

| Medical Activities | # of DOs |
|--------------------|--------------|
| Patient Care | 4,212 |
| Administration | 2,680 |
| Teaching | 2,021 |
| Research | 887 |
| Total | 9,800 |

California Counties with the Fewest DOs Practicing Patient Care

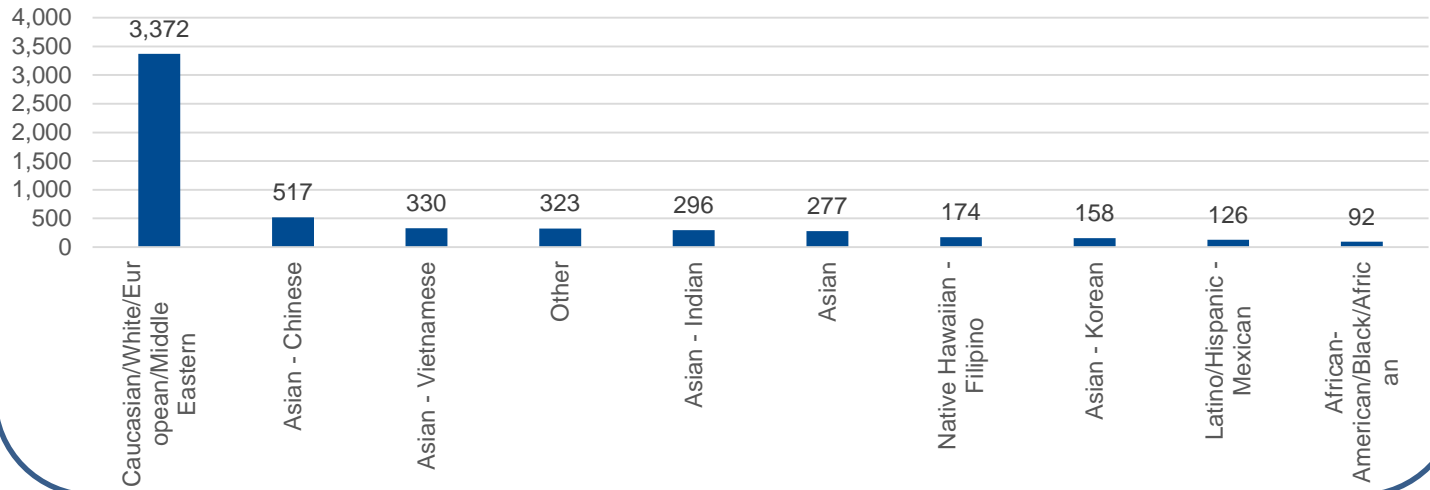
| Counties | # of DOs | Total Population |
|--------------|----------|------------------|
| Trinity | 2 | 13,628 |
| Colusa | 1 | 22,043 |
| Mariposa | 1 | 18,148 |
| Alpine | 0 | 1,151 |
| Sierra | 0 | 3,207 |
| Total | 4 | 58,177 |



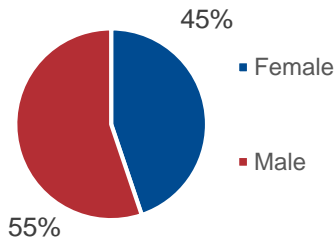
DOCTORS OF OSTEOPATHY

FACT SHEET

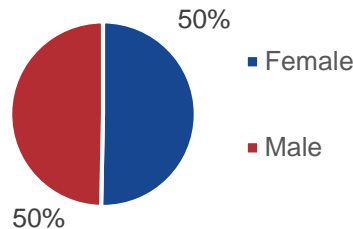
Cultural Background - Highest Number of DOs (7,092 Reporting)**



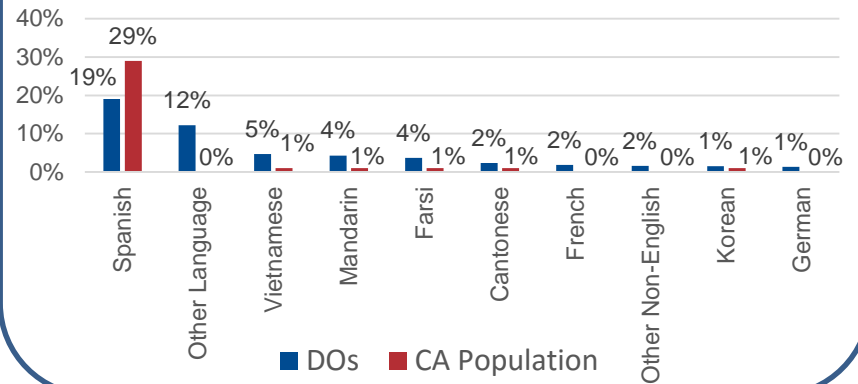
Gender (6,742 Reporting)**



Gender - CA Population (38,421,464 Reporting)



Foreign Language Proficiency - Highest Percentage of DOs (6,616 Reporting) and CA Population (35,131,429 Reporting)***



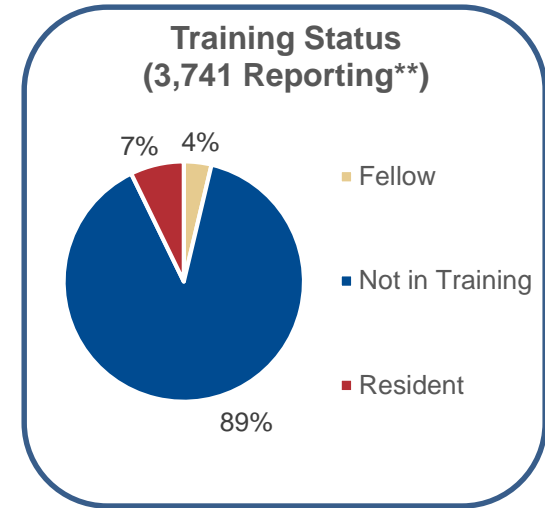
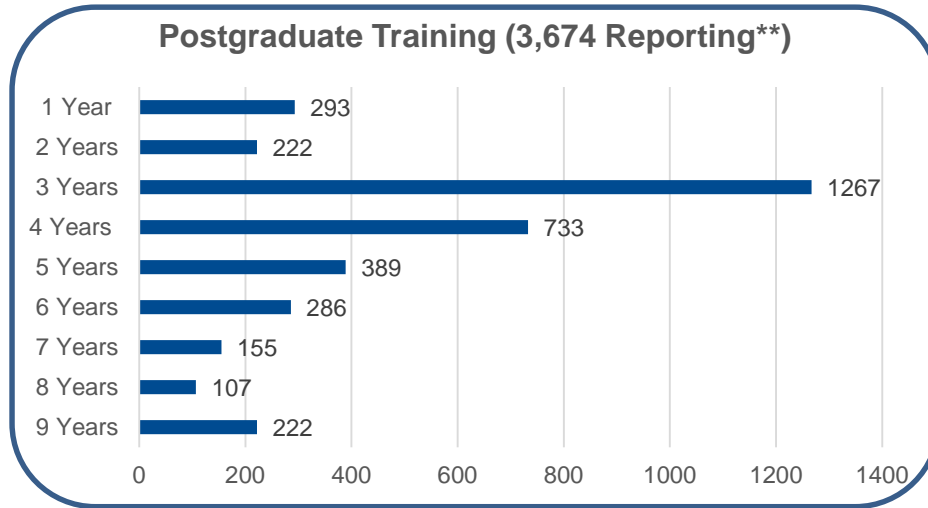
Sources: Osteopathic Medical Board of California, September 2017. U.S. Census Bureau, 2010-2014 American Community Survey 5-Year Estimates and 2009-2013 American Community Survey Detailed Languages Spoken at Home and Ability to Speak English for the Population 5 Years and Over for States.

*California population data were not available for Other Language or Other Non-English. **The data displayed on the Fact Sheets may vary from the actual number of providers as the data are self-reported by the provider.



DOCTORS OF OSTEOPATHY

FACT SHEET



California Medical Schools with the Most DO Graduates

| Medical Schools | # of DO Graduates |
|--|-------------------|
| Western University of Health Sciences – College of Osteopathic Medicine of the Pacific | 2,826 |
| Touro University – College of Osteopathic Medicine | 935 |
| Total | 3,761 |



DOCTORS OF OSTEOPATHY

FACT SHEET

Five California Counties Where the Most DOs Reside

| Counties | # of DOs | Total Population |
|----------------|---------------|-------------------|
| Los Angeles | 1,605 | 10,241,278 |
| Orange | 757 | 3,194,024 |
| San Diego | 749 | 3,316,192 |
| San Bernardino | 651 | 2,160,256 |
| Riverside | 415 | 2,384,783 |
| Total | 4, 177 | 21,296,533 |

Five California Counties Where the Fewest DOs Reside

| Counties | # of DOs | Total Population |
|--------------|----------|------------------|
| Mariposa | 1 | 18,148 |
| Alpine | 0 | 1,151 |
| Glenn | 0 | 28,731 |
| Inyo | 0 | 18,619 |
| Sierra | 0 | 3,207 |
| Total | 1 | 69,856 |