



**OFFICE OF STATEWIDE HEALTH PLANNING AND DEVELOPMENT
FACILITIES DEVELOPMENT DIVISION**

**APPLICATION FOR OSHPD SPECIAL SEISMIC
CERTIFICATION PREAPPROVAL (OSP)**

OFFICE USE ONLY

APPLICATION #: **OSP – 0288 – 10**

OSHPD Special Seismic Certification Preapproval (OSP)

Type: New Renewal

Manufacturer Information

Manufacturer: Critical Alert, LLC

Manufacturer's Technical Representative: April Hjort

Mailing Address: 5343 Bowden Rd., Jacksonville, FL 32216

Telephone: (904) 203-1129

Email: ahjort@criticalalert.com

Product Information

Product Name: Common Path Nurse Call Solution

Product Type: Control Panel

Product Model Number: CCA-5000 and CCA-3200 Central Control Assembly, CBS-5000 Code Blue Switch
(List all unique product identification numbers and/or part numbers)

General Description: Tested systems monitors patient stations for call activity and acts as the audio switch from patient's stations to nurse station phones.

Mounting Description: Central Control Assembly (CCA) must be mounted on a 22U Swing Gate 19" Wall Rack Code Blue Switch (CBS) rigid wall-mounted (see UUT sheets for mounting configurations)

Applicant Information

Applicant Company Name: TRU Compliance by Structural Integrity Associates, Inc.


Contact Person: Matthew J. Tobolski, Ph.D., S.E.

Mailing Address: 5212 Hellyer Ave., Suite 210, San Jose, CA 95138

Telephone: (844) 878-0200

Email: mtobolski@structint.com

I hereby agree to reimburse the Office of Statewide Health Planning and Development review fees in accordance with the California Administrative Code, 2016.

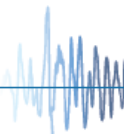
Signature of Applicant: 

Date: 3/12/2018

Title: Executive Advisor

Company Name: TRU Compliance by Structural Integrity Associates, Inc.

Access to Safe, Quality Healthcare Environments that Meet California's Diverse and Dynamic Needs





**OFFICE OF STATEWIDE HEALTH PLANNING AND DEVELOPMENT
FACILITIES DEVELOPMENT DIVISION**

California Licensed Structural Engineer Responsible for the Engineering and Test Report(s)

Company Name: TRU Compliance by Structural Integrity Associates, Inc.

Name: Matthew J. Tobolski California License Number: S5648

Mailing Address: 5215 Hellyer Ave., Suite 210, San Jose, CA 95128

Telephone: (844) 878-0200 Email: mtobolski@structint.com

Supports and Attachments Preapproval

- Supports and attachments are preapproved under OPM- _____
(Separate application for OSHPD Preapproval of Manufacturer's Certification (OPM) of Supports and attachments is required)
- Supports and attachments are not preapproved

Certification Method

- Testing in accordance with: ICC-ES AC156
- Other (Please Specify): _____

Testing Laboratory

Company Name: Applied Technical Services, Inc.

Contact Name: David Common

Mailing Address: 1049 Triad Court, Marietta, GA 45245

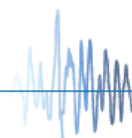
Telephone: (678) 444-2908 Email: DavidC@atslab.com

Company Name: National Technical Systems

Contact Name: Don Bennett

Mailing Address: 1536 East Valencia Drive, Fullerton, CA 92831

Telephone: (714)879-6110 Email: Don.bennett@nts.com





**OFFICE OF STATEWIDE HEALTH PLANNING AND DEVELOPMENT
FACILITIES DEVELOPMENT DIVISION**

Seismic Parameters

Design in accordance with ASCE 7-10 Chapter 13: Yes No

Design Basis of Equipment or Components (F_p/W_p) = 1.80 (z/h = 1); 1.125 (z/h = 0)

S_{DS} (Design spectral response acceleration at short period, g) = 2.50

a_p (In-structure equipment or component amplification factor) = 1.0

R_p (Equipment or component response modification factor) = 2.5

Ω_0 (System overstrength factor) = 2

I_p (Importance factor) = 1.5

z/h (Height factor ratio) = 1 and 0

Equipment or Component Natural Frequencies (Hz) = See Attachment

Overall dimensions and weight (or range thereof) = See Attachment

Equipment or Components @ grade designed in accordance with ASCE 7-10 Chapter 15: Yes No

Design Basis of Equipment or Components (V/W) = _____

S_{DS} (Design spectral response acceleration at short period, g) = _____

S_{D1} (Design spectral response acceleration at 1 second period, g) = _____

R (Response modification coefficient) = _____

Ω_0 (System overstrength factor) = _____

C_d (Deflection amplification factor) = _____

I_p (Importance factor) = 1.5

Height to Center of Gravity above base = _____

Equipment or Component Natural Frequencies (Hz) = _____

Overall dimensions and weight (or range thereof) = _____

Tank(s) designed in accordance with ASME BPVC, 2015: Yes No

List of Attachments Supporting Special Seismic Certification

Test Report(s) Drawings Calculations Manufacturer's Catalog

Other(s) (Please Specify): Attachment

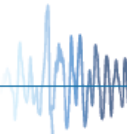
OSHPD Approval (For Office Use Only) – Approval Expires on December 31, 2022

Signature:  Date: April 11, 2018

Print Name: Timothy J. Piland Title: SSE

Special Seismic Certification Valid Up to : S_{DS} (g) = 2.50 z/h = See Above

Condition of Approval (if applicable): _____



SPECIAL SEISMIC CERTIFICATION CERTIFIED COMPONENT MATRIX

TRU PROJECT NO. 1701555



Manufacturer: Critical Alert (formerly Intego Software, LLC)					TABLE 1		
Model Line: Common Path Nurse Call Solution (formerly ProNet.net™ Nursecall System)							
Certified Product Construction Summary:							
Certified Options Summary: CCA-3200 and CCA-5000, each installed on 22U Swing Gate 19 inch Wall Rack.							
Mounting Configuration: Wall mounted - rigid Note: Installed mounting configuration must be of similar configuration and equivalent strength and stiffness to those tested.							
Building Code: CBC 2016		Seismic Certification Limits:			$S_{DS}= 2.5 g$ $z/h=1.0$	$I_P= 1.5$	
					$S_{DS}= 2.5 g$ $z/h=0.0$		
Model Line	Model	Dimensions (in)			Weight (lb)	Notes	UUT
		Depth	Width	Height			
Common Path Nurse Call Solution	CCA-3200	12	21	38.5	30	Central Control Assembly	1
	CCA-5000	12	21	38.5	30		3
	CBS-5000	1.25	2.75	4.5	1	Code Blue Switch	2

SPECIAL SEISMIC CERTIFICATION CERTIFIED SUBCOMPONENT MATRIX

TRU PROJECT NO. 1701555



Manufacturer: Critical Alert (formerly Intego Software, LLC) Model Line: Common Path Nurse Call Solution (formerly ProNet.net™ Nursecall System)				TABLE 2	
Building Code: CBC 2016		Seismic Certification Limits:		$S_{DS} = 2.5g \quad z/h = 1.0$ $S_{DS} = 2.5g \quad z/h = 0.0$	
				$I_P = 1.5$	
Component Type	Manufacturer	Model	Description	Notes	UUT
Central Control Terminal	Critical Alert, LLC	CCT-3200			1
		CCT-5000			3
Power Distribution Panel		PDP-3200			1
		PDP-5000			3
Rack Mounting Strip for Serial Hub		091-00297			1,3
Power Supply Assembly		PSA-5004			1
		PSA-5005			3
Wiring Harness		075-00197			1
		075-00209			3
Ground Harness		075-00210			3
HUB	Critical Alert, LLC	ESP II			1
	Net Gear	GS108T			3
CAT5E Data RJ45	ADI	011-00238			1,3
Two-Pin Euro-Style Power Plug	Molex	011-00230			1,3
DB-9 Standard Serial Cables	CableSys	080-00400	Male/Female		1
Computer Rack	Chatworth Products	020-00067	22U (38.5"h x 21"w x12"d)		1,3

UNIT UNDER TEST (UUT) SUMMARY SHEET

TRU PROJECT NO. 1701555



Manufacturer:	Critical Alert (formerly Intego Software, LLC)	UUT 1
Model Line:	Common Path Nurse Call Solution (formerly ProNet.net™ Nursecall System)	
Model Number:	CCA-3200	
Serial Number:		N/A

Product Construction Summary:
Tested Unit Installed on 22U Swing Gate 19 inch Wall Rack (P/N 020-00067).

Options/Subcomponent Summary:
The CCA-3200 consists of CCT-3200 (Central Control Terminal), PDP-3200 (Power Distribution Panel), PSA-5004 (24VDC Power Supply Assembly), ESP-II (Serial Hub), Rack Mounting Strip for ESP-II and Network Hubs (P/N 091-00297), Two DB-9 Male/Female 10' Standard Serial Cables (P/N 080-00400), One PSA-5004 Wiring Harness (P/N 075-00197), Eighty CAT5E Data RJ45 (P/N 011-00238), Ninety 2-Pin Euro-Style Power Plug (P/N 011-00230).

<i>UUT Properties</i>						
Weight (lb)	Dimension (in)			Lowest Natural Frequency (Hz)		
	Depth	Width	Height	Front-Back	Side-Side	Vertical
30	12	21	38.5	N/A	N/A	N/A

<i>UUT Highest Passed Seismic Run Information</i>								
Building Code	Test Criteria	S _{DS} (g)	z/h	I _P	A _{FLX-H} (g)	A _{RIG-H} (g)	A _{FLX-V} (g)	A _{RIG-V} (g)
CBC 2016	ICC-ES AC156	2.5	1.0	1.5	4.00	3.00	1.67	0.67

Test Mounting Details:



Attachment Location, Typ.

Unit attached to wall mount fixture using four (4) 1/4" diameter wood screws.
Unit maintained structural integrity and remained functional per manufacturer requirement after shake table test.
Contents were included in testing per operating conditions.

UNIT UNDER TEST (UUT) SUMMARY SHEET

TRU PROJECT NO. 1701555



Manufacturer:	Critical Alert (formerly Intego Software, LLC)	UUT 2
Model Line:	Common Path Nurse Call Solution (formerly ProNet.net™ Nursecall System)	
Model Number:	CBS-5000	
	Serial Number:	N/A

Product Construction Summary:
Fire-retardant ABS plastic.

Options/Subcomponent Summary:
N/A.


UUT Properties

Weight (lb)	Dimension (in)			Lowest Natural Frequency (Hz)		
	Depth	Width	Height	Front-Back	Side-Side	Vertical
1	1.25	2.75	4.5	N/A	N/A	N/A

UUT Highest Passed Seismic Run Information

Building Code	Test Criteria	S _{DS} (g)	z/h	I _P	A _{FLX-H} (g)	A _{RIG-H} (g)	A _{FLX-V} (g)	A _{RIG-V} (g)
CBC 2016	ICC-ES AC156	2.5	1.0	1.5	4.00	3.00	1.67	0.67

Test Mounting Details:



Unit attached to wall mount fixture using four (2) 1/4" diameter wood screws.
Unit maintained structural integrity and remained functional per manufacturer requirement after shake table test.
Contents were included in testing per operating conditions.

UNIT UNDER TEST (UUT) SUMMARY SHEET

TRU PROJECT NO. 1701555



Manufacturer:	Critical Alert (formerly Intego Software, LLC)	UUT 3
Model Line:	Common Path Nurse Call Solution (formerly ProNet.net™ Nursecall System)	
Model Number:	CCA-5000	
	Serial Number:	N/A

Product Construction Summary:
Tested Unit Installed on 22U Swing Gate 19 inch Wall Rack (P/N 020-00067).

Options/Subcomponent Summary:
The CCA-5000 consists of CCT-5000 (Central Control Terminal), PDP-5000 (Power Distribution Panel), PSA-5005 (24VDC Power Supply Assembly), ESP-II (Serial Hub), Rack Mounting Strip for ESP-II and Network Hubs (P/N 091-00297), One PSA-5005 Wiring Harness (P/N 075-00197), Eighty CAT5E Data RJ45 (P/N 011-00238), Ninety 2-Pin Euro-Style Power Plug (P/N 011-00230).

<i>UUT Properties</i>						
Weight (lb)	Dimension (in)			Lowest Natural Frequency (Hz)		
	Depth	Width	Height	Front-Back	Side-Side	Vertical
30.8	12	21	39	N/A	N/A	N/A

<i>UUT Highest Passed Seismic Run Information</i>								
Building Code	Test Criteria	S _{DS} (g)	z/h	I _P	A _{FLX-H} (g)	A _{RIG-H} (g)	A _{FLX-V} (g)	A _{RIG-V} (g)
CBC 2016	ICC-ES AC156	2.5	1.0	1.5	4.00	3.00	1.67	0.67

Test Mounting Details:



Unit attached to wall mount fixture using four (4) 5/16" bolts.
Unit maintained structural integrity and remained functional per manufacturer requirement after shake table test.
Contents were included in testing per operating conditions.