



**OFFICE OF STATEWIDE HEALTH PLANNING AND DEVELOPMENT
FACILITIES DEVELOPMENT DIVISION**

**APPLICATION FOR OSHPD SPECIAL SEISMIC
CERTIFICATION PREAPPROVAL (OSP)**

OFFICE USE ONLY

APPLICATION #: **OSP – 0476-10**

OSHPD Special Seismic Certification Preapproval (OSP)

Type: New Renewal

Manufacturer Information

Manufacturer: Getinge Group

Manufacturer's Technical Representative: Don Socha, Senior Product Line Manager

Mailing Address: 1777 East Henrietta Road, Rochester, NY 14580

Telephone: (585) 272-5382 Email: don.socha@getinge.com

Product Information

Product Name: Transformer Assembly

Product Type: Electrical Equipment

Product Model Number: 9100&GEW

(List all unique product identification numbers and/or part numbers)

General Description: Powder coated carbon steel frame with polyamide enclosure, transformer and switch.

Mounting Description: Rigid base mount

Applicant Information

Applicant Company Name: The VMC Group

Contact Person: John Giuliano

Mailing Address: 113 Main Street, Bloomingdale, NJ 07403

Telephone: (973) 838-1780 Email: john.giuliano@thevmcgroup.com

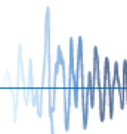
I hereby agree to reimburse the Office of Statewide Health Planning and Development review fees in accordance with the California Administrative Code, 2016.

Signature of Applicant: 

Date: 8/24/16

Title: President Company Name: The VMC Group

"Access to Safe, Quality Healthcare Environments that Meet California's Diverse and Dynamic Needs"





**OFFICE OF STATEWIDE HEALTH PLANNING AND DEVELOPMENT
FACILITIES DEVELOPMENT DIVISION**

California Licensed Structural Engineer Responsible for the Engineering and Test Report(s)

Company Name: The VMC Group

Name: Ken Tarlow California License Number: SE2851

Mailing Address: 113 Main Street, Bloomingdale, NJ 07403

Telephone: (973) 838-1780 Email: Ken.tarlow@thevmcgroup.com

Supports and Attachments Preapproval

- Supports and attachments are preapproved under OPM- _____
(Separate application for OSHPD Preapproval of Manufacturer's Certification (OPM) of Supports and attachments is required)
- Supports and attachments are not preapproved

Certification Method

- Testing in accordance with: ICC-ES AC156
- Other (Please Specify): _____

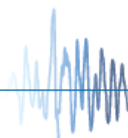
Testing Laboratory

Company Name: Dynamic Certification Laboratories

Contact Name: Kelly Laplace

Mailing Address: 1315 Greg Street, Suite 109, Sparks, NV 89431

Telephone: (775) 358-5085 Email: Kelly@shaketest.com





**OFFICE OF STATEWIDE HEALTH PLANNING AND DEVELOPMENT
FACILITIES DEVELOPMENT DIVISION**

Seismic Parameters

Design in accordance with ASCE 7-10 Chapter 13: Yes No

Design Basis of Equipment or Components (F_p/W_p) = 1.80

S_{DS} (Design spectral response acceleration at short period, g) = 2.5

a_p (In-structure equipment or component amplification factor) = 1.0

R_p (Equipment or component response modification factor) = 2.5

Ω_0 (System overstrength factor) = 2.0

I_p (Importance factor) = 1.5

z/h (Height factor ratio) = 1.0

Equipment or Component Natural Frequencies (Hz) = See attached

Overall dimensions and weight (or range thereof) = See attached

Equipment or Components @ grade designed in accordance with ASCE 7-10 Chapter 15: Yes No

Design Basis of Equipment or Components (V/W) = _____

S_{DS} (Design spectral response acceleration at short period, g) = _____

S_{D1} (Design spectral response acceleration at 1 second period, g) = _____

R (Response modification coefficient) = _____

Ω_0 (System overstrength factor) = _____

C_d (Deflection amplification factor) = _____

I_p (Importance factor) = 1.5

Height to Center of Gravity above base = _____

Equipment or Component Natural Frequencies (Hz) = _____

Overall dimensions and weight (or range thereof) = _____

Tank(s) designed in accordance with ASME BPVC, 2015: Yes No

List of Attachments Supporting Special Seismic Certification

Test Report(s) Drawings Calculations Manufacturer's Catalog

Other(s) (Please Specify): _____

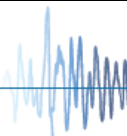
OSHPD Approval (For Office Use Only) – Approval Expires on December 31, 2022

Signature:  Date: 10/31/16

Print Name: M. R. Karim Title: SFGH

Special Seismic Certification Valid Up to : S_{DS} (g) = 2.5 z/h = 1.0

Condition of Approval (if applicable): _____



**Special Seismic Certification
Certified Components**



Manufacturer: Getinge

Product Line: Transformer

Certified Product Construction: Powder coated carbon steel frame with polyamide enclosure

Certified Subcomponents: Frame, enclosure, transformer and switch

Mounting Description: Rigid base mounted

Model	Overall Dimensions (in)			Operating Weight (lb)	Sds (g), z/h=1	Unit
	Depth	Width	Height			
9100&GEW	13.8	19.4	48.5	211	2.0	UUT1

Special Seismic Certification Certified Subcomponents



Manufacturer: Getinge

Product: Transformer

Subcomponents: Frame, enclosure, transformer and switch

Frame

Model	Manufacturer	Material	Description	Dimensions (in)			Unit
				Depth	Width	Height	
Custom Weld Assembly (501972500)	Getinge	Powder Coated Carbon Steel (1312)	Support Structure for Transformer	13.8	17.6	48.8	UUT1

Enclosure

Model	Manufacturer	Material	Description	Dimensions (in)			Unit
				Depth	Width	Height	
TPK/6000	Ningbo Supu Electronics	Polyamide	Enclosure	9.4	12.9	20.5	UUT1

Electrical Subcomponents

Model	Manufacturer	Material	Description	Unit
DT 15834-1 15/44	Dantrafo A/S	Iron Core with Copper Winding	Transformer	UUT1
KG32	Kraus & Naimer	Polyamide / ABS	Switch	UUT1

Special Seismic Certification



Tested Components

Manufacturer: Getinge

Product Line: Transformer

Tested Product Construction: Powder coated carbon steel frame with polyamide enclosure

Tested Subcomponents: Frame, enclosure, transformer and switch

Mounting Description: Rigid base mounted

Model	Overall Dimensions (in)			Operating Weight (lb)	Sds (g), z/h=1	Unit
	Depth	Width	Height			
9100&GEW	13.8	19.4	48.5	211	2.0	UUT1

UUT1



UNIT UNDER TEST (UUT) Summary Sheet

Manufacturer: Getinge

Product Line: Transformer

Model Number: 9100&GEW

Product Construction Summary:

Powder coated carbon steel frame with polyamide enclosure

Subcomponent Summary:

Frame, enclosure, transformer and switch

Note: The UUT was operational before, during and after shaking. The structural integrity of the component attachment system and force-resisting systems was maintained.

UUT Properties

Operating Weight (lb)	Dimensions (inches)			Lowest Natural Frequency (Hz)		
	Depth	Width	Height	Front-Back	Side-Side	Vertical
211	13.8	19.4	48.5	11.5	14.5	22.0

Seismic Test Parameters

Building Code	Test Criteria	Sds (g)	z/h	Ip	Aflx-H (g)	Arig-H (g)	Aflx-V (g)	Arig-V (g)
CBC 2016	ICC-ES AC156	2.5	1.0	1.5	4.00	3.00	1.67	0.67

Unit Mounting Description:



The unit was rigidly attached to the shake table interface plate with four 1/2" diameter Grade 5 bolts.